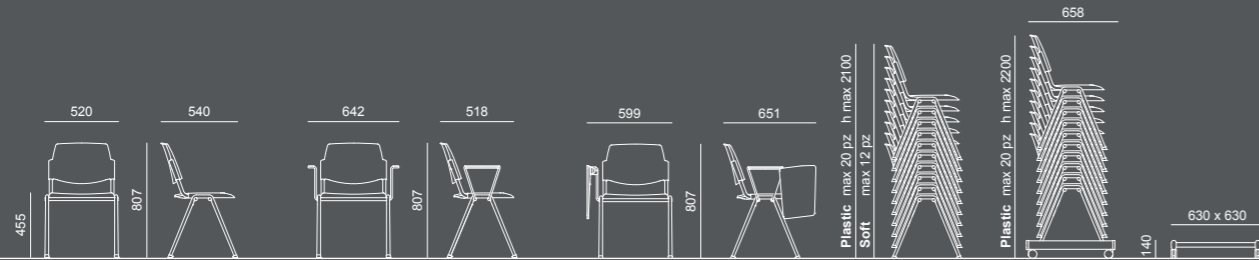
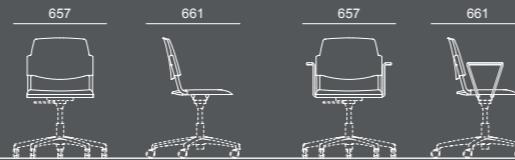


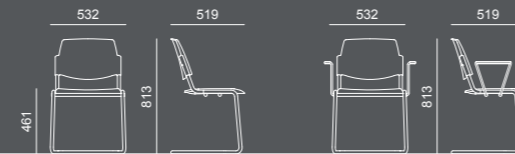
# PLASTIC | EASY SOFT | SOFT | NET | NET SOFT



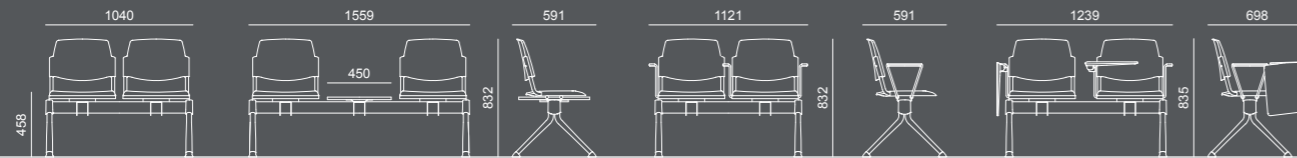
SEDIA CON E SENZA BRACCIOLI E SCRITTOIO | CHAIR WITH OR WITHOUT ARMS AND WRITING TABLET



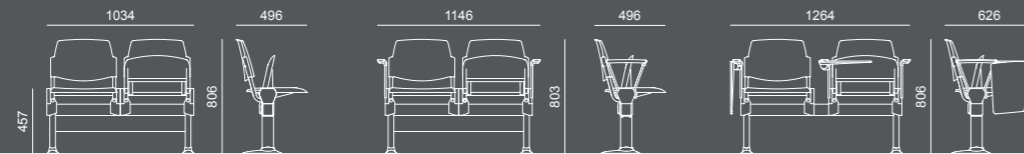
SEDIA DATTILO | TASK CHAIR



SLITTA | CANTILEVER CHAIR



PANCA | BENCH



PANCA RIBALTABILE | TIP-UP BENCH

## VOLÉE

Design Angelo Pinaffo

Volée ha come elementi centrali solidità e resistenza, performance raggiunte grazie all'uso di una telaistica affidabile, che garantisce inoltre un'elevata impilabilità. Le numerose versioni di telaio e accessori la qualificano come sistema di sedute in grado di coprire in maniera ottimale gli utilizzi tipici degli ambienti comunitari. Struttura in metallo cromato o verniciato con polveri epossidiche. Sedile e schienale in polipropilene termoiniettato anti UV o in rete. L'elemento imbottito può rivestire schienale e sedile o solamente quest'ultimo. Disponibile la versione autoestinguente.

*Volée key elements are strength and endurance, a performance achieved through the use of a reliable high-density stacking frame. This collection features a wide range of accessories and frame solutions to fulfil any seating need in all public spaces. Chromed or epoxy painted metal frame. Injection moulded polypropylene seat and back with anti-UV treatment or mesh back. Back and/or seat can be padded. Flame retardant version available.*





**SEDIA**  
*CHAIR*



**VOLÉE PLASTIC**

**VOLÉE SOFT**



**VOLÉE NET SOFT**

**SLITTA**  
CANTILEVER CHAIR



**VOLÉE NET SOFT**

**VOLÉE EASY SOFT**



**VOLÉE SOFT**



**DATTILO**  
*CHAIR*



**VOLÉE EASY SOFT**





**PANCA**  
*BENCH*




**VOLÉE EASY SOFT**



**VOLÉE NET**

**PANCA RIBALTABILE**  
*TIP-UP BENCH*



**VOLÉE SOFT**



**VOLÉE NET SOFT**



**SEDIA CON SCRITTOIO**  
*CHAIR WITH WRITING TABLET*





ACCESSORI + IMPILABILITÀ  
ACCESSORIES + STACKABILITY

